



### District Report Card: 2017


<b>State:</b> Maharashtra	<b>District:</b> Wardha
<b>Class:</b> 5	<b>Subject:</b> Language
<b>Schools:</b> 61	<b>Students:</b> 1258


### Participation/Coverage


#### Students

 GENDER	Boys		Girls	
	Number	%	Number	%
	663	52.70	595	47.30

 AREA	Rural		Urban	
	Number	%	Number	%
	912	72.50	346	27.50

 CATEGORY	SC		ST		OBC		GEN	
	Number	%	Number	%	Number	%	Number	%
	179	14.23	223	17.73	667	53.02	189	15.02

 CWSN	LD	VI	HI	S&LD	ID	Oth
	6	15	1	2	1	7

 Management	Government		Government-aided	
	Number	%	Number	%
	437	34.74	821	65.26

### Average Performance of Students in Language (%)

Overall	Gender		Area		Management		Social Group			
	Male	Female	Rural	Urban	Govt.	Aided	SC	ST	OBC	GEN
50.31	48.42	52.41	48.93	53.93	52.48	49.15	53.26	45.98	50.74	51.08

## Performance on Learning Outcomes (LOs)

Learning Outcomes	Description	Average Performance(%)
L504	Reads and comprehends independently storybooks, news items/ headlines, advertisements etc.	46.87
L508	Reads text with comprehension, locates details and sequence of events	52.03

Range of Performance of Students who Answered Correctly							
Below 30%		30% - 50%		50% - 75%		Above 75%	
Number	%	Number	%	Number	%	Number	%
238	18.92	422	33.55	425	33.78	173	13.75

## Lowest Performing Learning Outcomes (LOs)

- 1 - Reads and comprehends independently storybooks, news items/ headlines, advertisements etc. (46.87)
- 2 - Reads text with comprehension, locates details and sequence of events (52.03)